






REMBE[®], INC.

3809 Beam Road, Suite K
Charlotte, NC 28217
T +1 (704) 716 7022
F +1 (704) 716 7025
info@rembe.us
www.rembe.us

Premium Explosion Protection



Conventional Explosion Venting with Rectangular Explosion Panels



For Standard Dimensions See Other Side

Max. Dimensions of Wall Opening = Nominal Venting Dimensions		Single-Layer Explosion Vent EX-GO-VENT for low vacuum Effective Vent Area		Single-Layer Explosion Vents EDP / ERO*1 for cyclic working pressures and low to medium vacuum Effective Vent Area		Triple-Section Explosion Vents ODV / ODU**2 for cycling working pressures and high to absolute vacuum Effective Vent Area	
		[mm]	[in]	[cm ²]	[sq in]	[cm ²]	[sq in]
130	x 500	5.1	x 19.7			500	77.5
229	x 305	9.0	x 12.0	700	108.5	540	83.7
150	x 600	5.9	x 23.6			720	111.6
180	x 420	7.1	x 16.5	750	116.3		
270	x 465	10.6	x 18.3			1070	165.9
200	x 460	7.9	x 18.1	920	142.6	920	142.6
247	x 465	9.7	x 18.3			1100	170.5
205	x 610	8.1	x 24.0	1250	193.8	1250	193.8
340	x 385	13.4	x 15.2	1300	201.5	1300	201.5
314	x 424	12.4	x 16.7			1100	170.5
305	x 457	12.0	x 18.0	1350	209.3	1350	209.3
345	x 405	13.6	x 15.9			1200	186.0
315	x 467	12.4	x 18.4	1470	227.9		
247	x 610	9.7	x 24.0	1500	232.5	1500	232.5
330	x 470	13.0	x 18.5	1550	240.3		
340	x 440	13.4	x 17.3			1500	232.5
400	x 400	15.7	x 15.7	1600	248.0	1600	248.0
410	x 410	16.1	x 16.1	1680	260.4	1680	260.4
404	x 420	15.9	x 16.5			1450	224.8
305	x 610	12.0	x 24.0	1860	288.3	1860	288.3
354	x 580	13.9	x 22.8	2050	317.8	2050	317.8
375	x 655	14.8	x 25.8			2450	379.8
440	x 605	17.3	x 23.8			2200	341.0
440	x 605	17.3	x 23.8			2400	372.0
470	x 610	18.5	x 24.0	2850	441.8	2850	441.8
490	x 590	19.3	x 23.2	2890	448.0	2890	448.0
500	x 620	19.7	x 24.4			2600	403.0
300	x 1000	11.8	x 39.4	3000	465.0	2800	434.0
386	x 920	15.2	x 36.2			3200	496.0
454	x 760	17.9	x 29.9	3400	527.0		
570	x 620	22.4	x 24.4			3200	496.0
450	x 800	17.7	x 31.5			3600	558.0
600	x 600	23.6	x 23.6	3600	558.0	3600	558.0
590	x 620	23.2	x 24.4			3300	511.5
590	x 620	23.2	x 24.4			3350	519.3
605	x 605	23.8	x 23.8			3350	519.3
575	x 645	22.4	x 25.4			3400	527.0
610	x 610	24.0	x 24.0	3720	576.6	3720	576.6
457	x 890	18.0	x 35.0	4100	635.5	4100	635.5
650	x 650	25.6	x 25.6	4220	654.1		
520	x 820	20.5	x 32.3	4260	660.3		
370	x 1220	14.6	x 48.0	4500	697.5		
653	x 653	25.7	x 25.7			4260	660.3
600	x 800	23.6	x 31.5			3900	604.5
710	x 710	28.0	x 28.0	5000	775.0	4400	682.0
620	x 820	24.4	x 32.3	5100	790.5	4700	728.5
620	x 820	24.4	x 32.3	5100	790.5	4750	736.3
586	x 920	23.1	x 36.2	5400	837.0	5400	837.0
500	x 1100	19.7	x 43.3	5500	852.5	5100	790.5
750	x 840	29.5	x 33.1			5900	914.5
620	x 1020	24.4	x 40.2	6320	979.6		
800	x 800	31.5	x 31.5	6400	992.0	6400	992.0
457	x 1500	18.0	x 59.1			6000	930.0
610	x 1118	24.0	x 44.0	6800	1054.0	6350	984.3
645	x 1130	25.4	x 44.5			6400	992.0
720	x 1020	28.3	x 40.2			6800	1054.0
760	x 1114	29.9	x 43.9	8450	1309.8	7000	1085.0
840	x 920	33.1	x 36.2			7300	1131.5
920	x 920	36.2	x 36.2	8500	1317.5	8000	1240.0
457	x 2000	18.0	x 78.7			8500	1317.5
920	x 1020	36.2	x 40.2			8800	1364.0
586	x 1630	23.1	x 64.2			8900	1379.5
1000	x 1000	39.4	x 39.4	10000	1550.0	9500	1472.5
915	x 1118	36.0	x 44.0	10230	1585.7	9700	1503.5
770	x 1340	30.3	x 52.8	10300	1596.5		
1020	x 1020	40.2	x 40.2	10400	1612.0	10400	1612.0
790	x 1340	31.1	x 52.8	10500	1627.5	9900	1534.5
586	x 1893	23.1	x 74.5			10400	1612.0
920	x 1254	36.2	x 49.4			11000	1705.0
740	x 1630	29.1	x 64.2			11500	1782.5
740	x 1893	29.1	x 74.5			11450	1774.8
750	x 1900	29.5	x 74.8			13300	2061.5
1130	x 1130	44.5	x 44.5	12750	1976.3	13500	2092.5
860	x 1520	33.9	x 59.8	13000	2015.0		
940	x 1440	37.0	x 56.7	13500	2092.5		
940	x 1600	37.0	x 63.0	15040	2331.2		
1110	x 1460	43.7	x 57.5	16000	2480.0		
920	x 1920	36.2	x 75.6	17500	2712.5	17000	2635.0
1000	x 2000	39.4	x 78.7	20000	3100.0		

*1 ERO: for sanitary applications | *2 ODU: no vacuum resistance | further dimensions on request | Subject to change without further notice